

Chapter 4

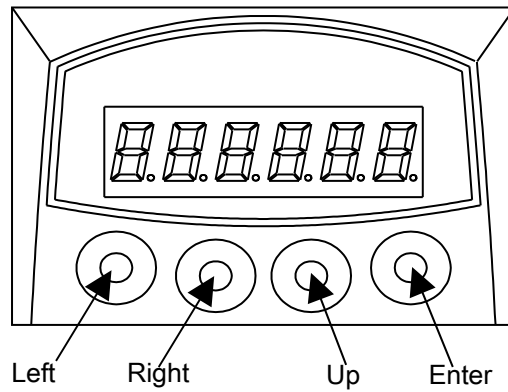
Detailed Explanation of Program Menu

4.1 How to Operate Loader	4-2
4.2 Program Menu Summary	4-4
4.3 Display Operation State	
4.3.1 Display State	4-19
4.3.2 Display Speed.....	4-19
4.3.3 Display Position.....	4-19
4.3.4 Display Torque and Load	4-19
4.3.5 Display I/O State	4-20
4.3.6 Display Software Version.....	4-21
4.4 Setting Menu	
4.4.1 Setting System Variables.....	4-22
4.4.2 Setting Control Variables.....	4-26
4.4.3 Setting Analog I/O Variables.....	4-31
4.4.4 Setting I/O Contact Variables	4-33
4.4.5 Setting Speed Operation Variables.....	4-37
4.4.6 Setting Position Operation Variables.....	4-39

APD- VS[Standard Type]Manual

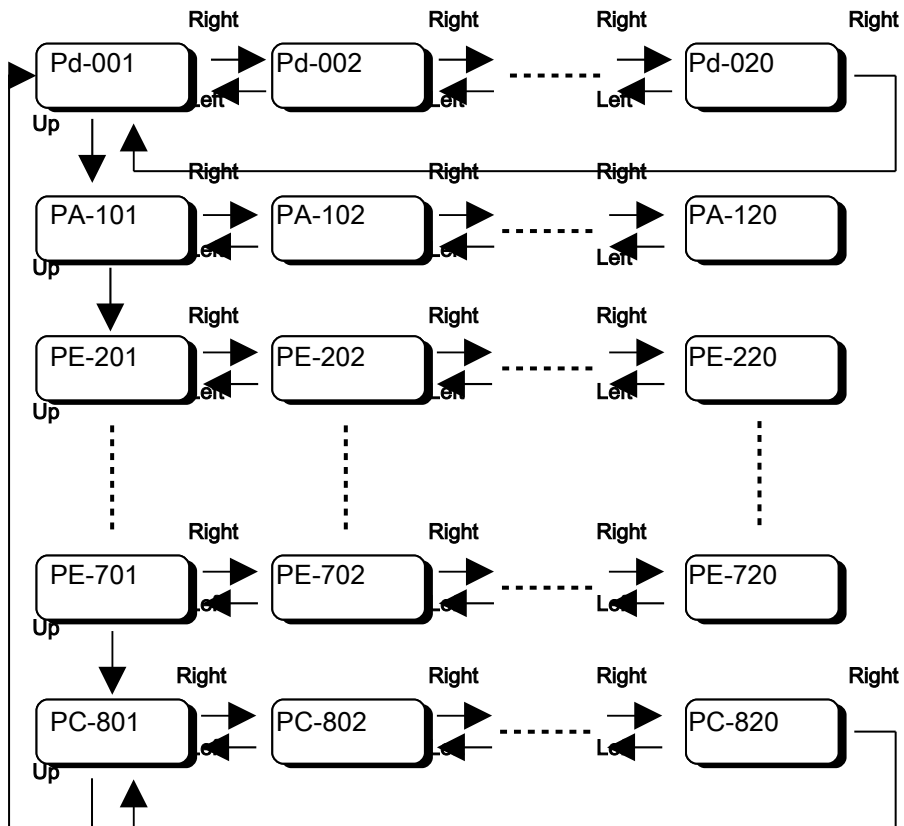
4.1 How to Operate Loader

4.1.1 External View



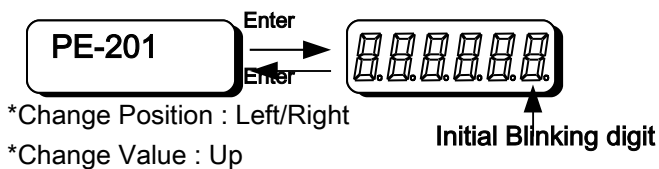
4.1.2 Name of each Part

1 Move Menu



Chapter4 Detailed Explanation of Program Menu

② Editing Menu



- Shift to the menu for editing in the same method of ①
- After above, press[Enter] Key, then data of menu is displayed “ 13 ”
And, the last digit is blinking ; you can change the value where blink is located.
- For moving the blinking position, press [Left] or [Right].
- For changing value, press [Up] Key, then value is increased. At this time, the numerical value turns back to “0” when it exceeds “9”.
- When editing is completed, press [Enter] Key, then value is saved and return to menu.

③ Error in menu editing

- Error is as below.

Display	Cause
notuSE	Menu that is used or impossible to set up
Err1	<ul style="list-style-type: none"> - In case of the menu is impossible to edit at Servo ON. - Error in editing Motor relative constant. - Input the value that does not have Motor ID. - In case of editing detailed constant on the state that Motor ID is not “0”
Err2	When setting the data that is out of range
Err3	Menu setting is locked. It should be unlocked.

④ Special handling function.

- In case of setting I/O state menu, the function of each key is handled as exclusive way. For a detailed, refer to chapter 5, Handling and Operating.
- Alarm Handling menu
- I/O setting menu
- Test operation menu
- Gain tuning menu
- Z position operation menu

APD- VS[Standard Type]Manual

- Absolute encoder reset
- Current offset compensation menu
- Menu Handling menu