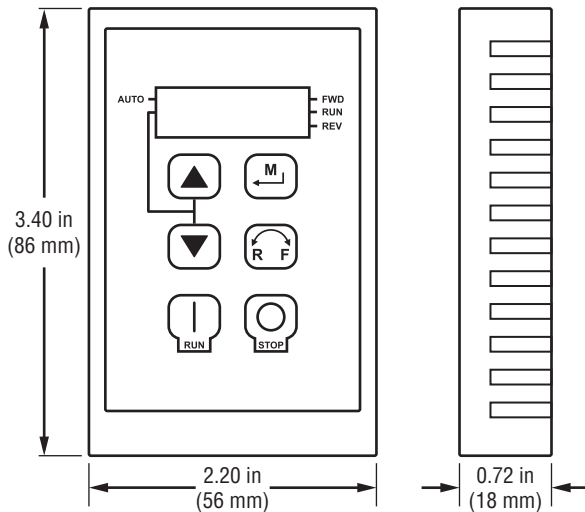


## SMVector frequency inverter: Remote Keypad

The Remote Keypad option ESVZ XK2 can only be used with **SMVector** Series Drives. The Remote Keypad allows operation of the drive from a remote location up to 100 ft (30 meters) from the drive. The Remote keypad is configured using Parameter P100 and duplicates the functionality of the drives local keypad as described in the SMVector Users Manual (SV01).

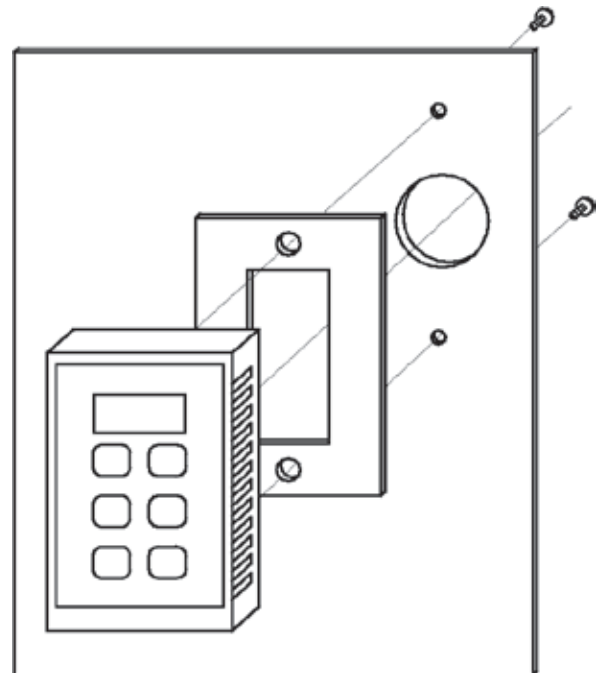
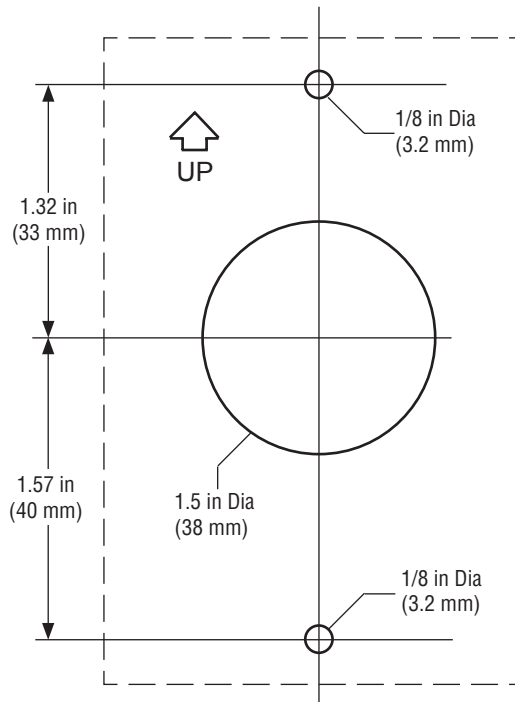


### WARNING!

Improper wiring may result in damage to the Remote Keypad. Keep the remote keypad cable away from power wiring. Use Belden 8332, General Cable C0620, or equivalent wire only with a minimum 300V jacket insulation.

The specified cables consist of two twisted pairs. Make sure one twisted pair is used for power and the other is used for serial communications. Do not mix connections between twisted pairs.

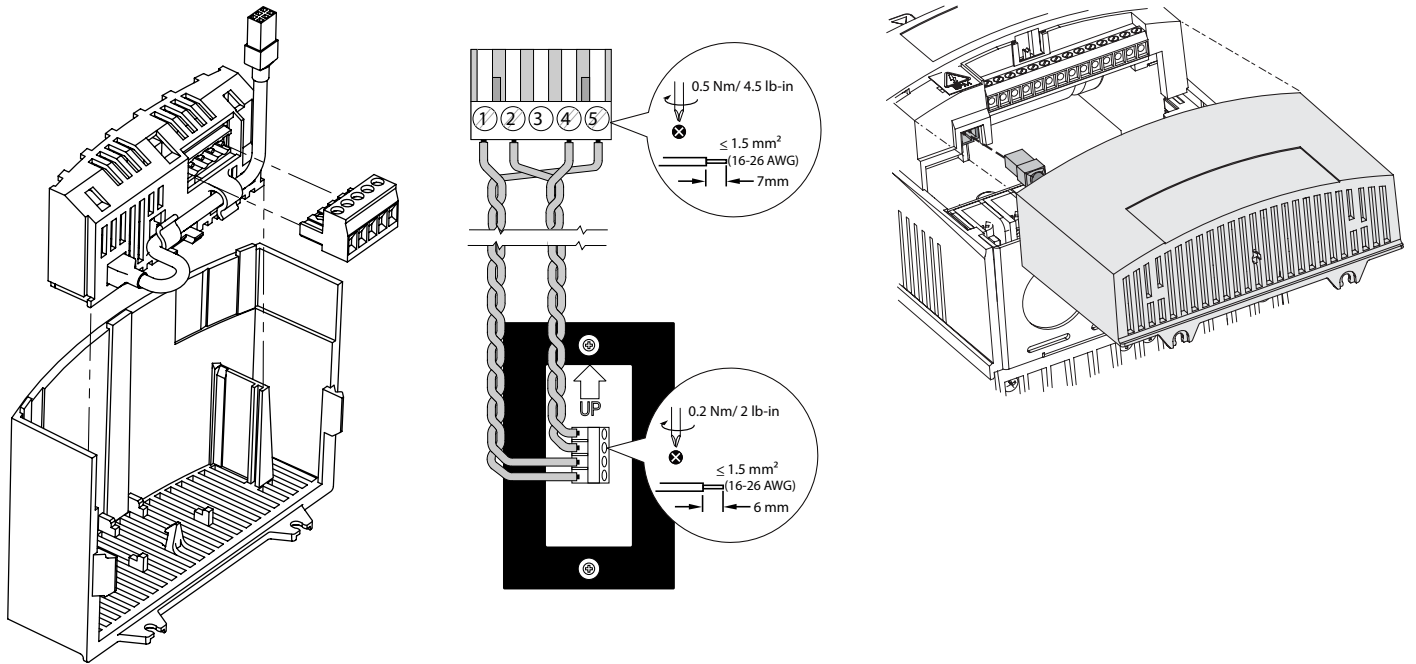
## Installation of Keypad



### DANGER!

- Disconnect power and wait 3 minutes before removing terminal cover.
- Close all protective covers and doors during operation.

### Installation of Keypad Interface - SMV NEMA 1



### Wiring Connections (NEMA 1, 4, 4X)

Module Terminal	Description	Keypad Terminal
1	Keypad Power (-)	2
2	Communication (TXA)	TXA
3	No Connection	--
4	Communication (TXB)	TXB
5	Keypad Power (+)	11



#### DANGER!

- Disconnect power and wait 3 minutes before removing terminal cover.
- Close all protective covers and doors during operation.

### Installation of Keypad Interface - SMV NEMA 4, 4X

