

BETRIEBSANLEITUNG

INSTRUCTION MANUAL



KEB COMBICOM

HSP5/485-Operator

D

Seite D - 3 D - 6

GB

Seite GB - 3 GB - 6

Content

- 1. Summary 4
- 2. Plug-in Version 4
- 3. Screw-in Version 5
- 4. Mounting Dimension 6

1. Summary


00.F5.060-9000	Operator HSP5/485	plug-in	
00.F5.060-9001	Operator HSP5/485	screw-in	
00.F5.0C0-2xxx	cable 485/HSP5	plug-in	xxx=length in decimetres
00.F5.0C0-3xxx	cable 485/HSP5	screw-in	xxx=length in decimetres

The HSP5/485 operator serves for cable extension between a F5 inverter/servo and any apart mounted F5 standard or field bus operator. The signals in the HSP5/485 operator are converted to a reliable RS485 level and transported with the corresponding cable up to maximal 100 meters. The other side of the cable contains the necessary converter electronics in order to restore the HSP5 specific TTL level for the control operator.

A plug-in and a screw-in variant is possible at the HSP5/485 operator.

2. Plug-in version

The plug-in variant consists of the HSP5/485 operator 00.F5.060-9000 and a cable 00.F5.0C0-2xxx.




Installation

- Disconnect inverter/servo from power.
- Remove standard/field bus operator from the inverter/servo, install it at required place and lay the cable from here to the inverter/servo. Keep distance from motor/ supply cable.
- Plug-in and tighten side 1 of the cable with the DSUB-15-connector into socket X6C of the HSP5/485 operator.
- Screw-in enclosed bolts and washers in the back into socket X6A of the standard/ fieldbus operator.
- Plug-in and tighten side 2 of the cable into this socket.
- Put on HSP5/485 operator onto inverter/servo.
- Supply voltage for inverter/servo.

3. Screw-in Version

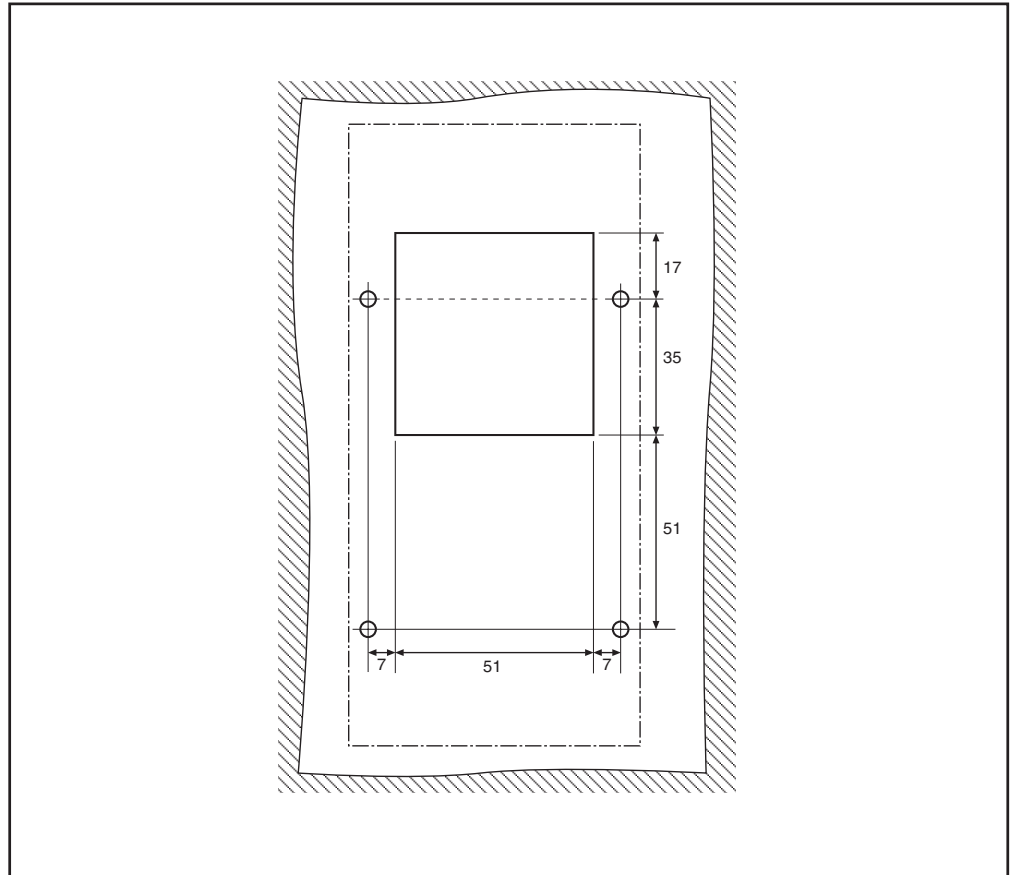
The screw-in variant consists of the HSP5/485 operator 00.F5.060-9001 and a cable 00.F5.0C0-3xxx.



Installation

- Disconnect inverter/servo from power.
- Remove standard/field bus operator from the inverter/servo, install it at required place and lay the cable from here to the inverter/servo. Keep distance from motor/ supply cable.
- Screw off the HSP5/485 operator (4 screws from the bottom).
- Reduce one side of the cable to required length, strip 2 cm and turn down backwards the cable shield.
- Strip the individual cores 5mm and connect it in accordance with table to terminal X6E of the HSP5/485 operator.
ATTENTION: Exchanging the cores, especially for terminal 10, can lead to the damage of the converter electronics!
- Attach the cable with the enclosed cable tie in front of the terminal. Pay attention that the fold back cable shield only has contact to the metallized surface and not to the terminal or the solder pads at the bottom edge. Close the operator.
- Screw enclosed bolts and washers in the back of socket X6A of the standard/field bus operator. Plug-in and tighten side 2 of the cable into this socket.
- Put on HSP5/485 operator onto inverter/servo.
- Supply voltage for inverter/servo.

4. **Mounting dimension** The following cutouts and drillings are necessary for the installation of the standard/ field bus operator in a control cabinet door:



efesotomasyon.com



Karl E. Brinkmann GmbH
Försterweg 36-38 • D-32683 Barntrop
fon: +49 5263 401-0 • fax: +49 5263 401-116
net: www.keb.de • mail: info@keb.de

KEB Antriebstechnik GmbH & Co. KG
Wildbacher Str. 5 • D-08289 Schneeberg
fon: +49 3772 67-0 • fax: +49 3772 67-281
mail: info@keb-combidrive.de

KEB - YAMAKYU Ltd.
15-16, 2-Chome, Takanawa Minato-ku
J-Tokyo 108-0074
fon: +81 33 445-8515 • fax: +81 33 445-8215
mail: kebjt001@d4.dion.ne.jp

KEB Antriebstechnik Austria GmbH
Ritzstraße 8 • A-4614 Marchtrenk
fon: +43 7243 53586-0 • fax: +43 7243 53586-21
Kostelni 32/1226 • CZ-370 04 České Budejovice
fon: +420 38 7319223 • fax: +420 38 7330697
mail: info@keb.at

KEB Antriebstechnik
Leidsevaart 126 • NL-2013 HD Haarlem
fon: +31 23 5320049 • fax: +31 23 5322260
mobil: +31 653964667
mail: vb.nederland@keb.de

KEB Antriebstechnik
Herenveld 2 • B-9500 Geraadsbergen
fon: +32 5443 7860 • fax: +32 5443 7898
mail: koen.detaeye@keb.de

KEB Portugal
Lugar de Salgueiros – Pavilhao A, Mouquim
P-4760 V. N. de Famalicao
fon: +351 252 371318 • fax: +351 252 371320
mail: keb.portugal@netc.pt

KEB China
Xianxia Road 299 • CHN-200051 Shanghai
fon: +86 21 62350922 • fax: +86 21 62350015
net: www.keb-cn.com • mail: info@keb-cn.com

KEB Taiwan Ltd.
1F, No.19-5, Shi Chou Rd., Tounan Town
R.O.C.-Yin-Lin Hsian / Taiwan
fon: +886 5 5964242 • fax: +886 5 5964240
mail: keb_taiwan@mail.apol.com.tw

Société Française KEB
Z.I. de la Croix St. Nicolas • 14, rue Gustave Eiffel
F-94510 LA QUEUE EN BRIE
fon: +33 1 49620101 • fax: +33 1 45767495
mail: sfkeb.4@wanadoo.fr

KEB Sverige
Box 265, Bergavägen 19
S-430 93 Hälsö
fon: +46 31 961520 • fax: +46 31 961935
mail: thomas.crona@keb.de

KEB (UK) Ltd.
6 Chieftain Buisness Park, Morris Close
Park Farm, Wellingborough GB-Northants, NN8 6 XF
fon: +44 1933 402220 • fax: +44 1933 400724
net: www.keb-uk.co.uk • mail: info@keb-uk.co.uk

KEBCO Inc.
1335 Mendota Heights Road
USA-Mendota Heights, MN 55120
fon: +1 651 4546162 • fax: +1 651 4546198
net: www.kebco.com • mail: info@kebco.com

KEB Italia S.r.l.
Via Newton, 2 • I-20019 Settimo Milanese (Milano)
fon: +39 02 33500782 • fax: +39 02 33500790
net: www.keb.it • mail: kebitalia@keb.it